

1220/20

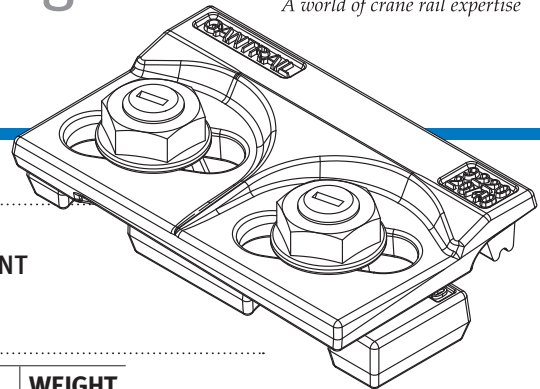
Gantrail Welded Base Fixing

www.gantrail.com



GANTRAIL®

A world of crane rail expertise



1220/20

The GANTRAIL 1220/20 adjustable crane rail clip is designed to fix the largest rails in the most arduous applications. It can withstand a horizontal force from the rail of 235kN (24 tonnes). Its low profile allows it to be used with cranes that are fitted with guide rollers.

SPECIFICATIONS:

MAX SIDE LOAD 235kN
20mm HORIZONTAL RAIL ADJUSTMENT

DIMENSIONS (mm):

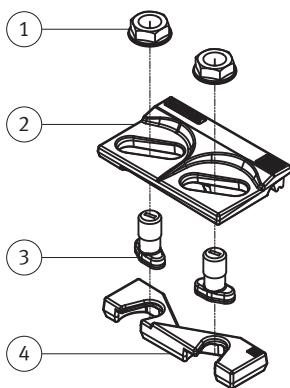
REF NO.	X	Y	Z	WEIGHT kg
1220/20/40	40	49	33	2.18
1220/20/45	45	49	33	2.20

1220/20 clips comprise of 1220/20 base and 9220/20 cap

FEATURES

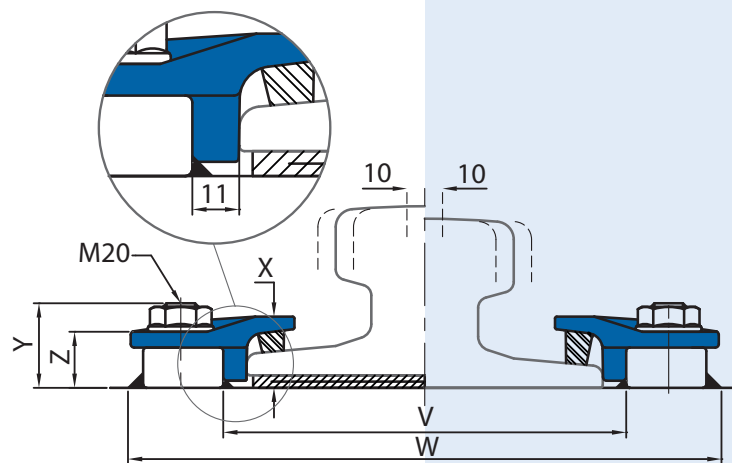
- The proven design has been used successfully for many years throughout the world.
- The clip is welded to the rail support. No access is required from below.
- The two main parts are locked together on tightening the grade 8.8 bolts.
- The clip has a self-tightening mechanism.
- A special vulcanised rubber block applies a controlled force to the rail.

COMPONENTS

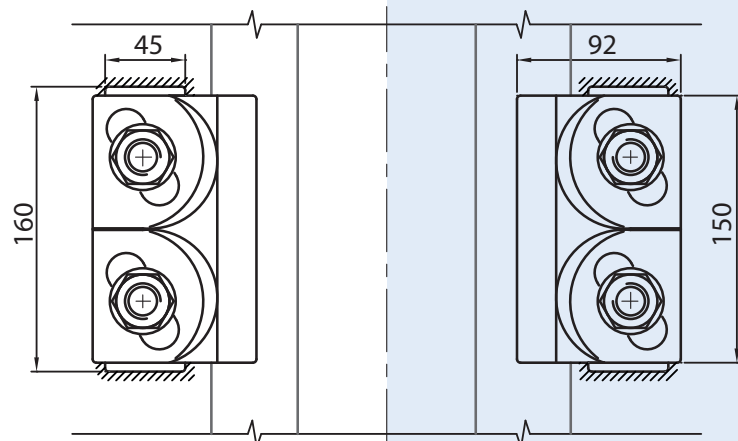


1. Flange nuts
2. Clip cap with integral rubber block
3. M20 Captive bolts
4. Weldable base

1 RAIL WITH PAD



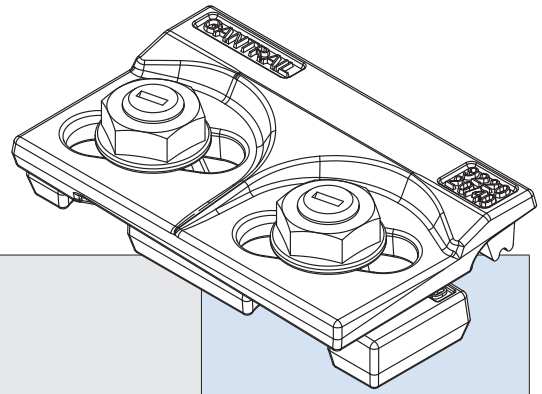
2 RAIL WITHOUT PAD

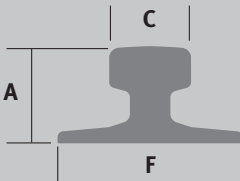


Minimum assembly width - $W = \text{Rail width (F)} + 130\text{mm}$ $V = \text{Rail width (F)} + 22\text{mm}$

1220/20

Gantrail Welded Base Fixing



	F mm	C mm	A mm	1. CLIP REFERENCE FOR RAIL WITH PAD	2. CLIP REFERENCE FOR RAIL WITHOUT PAD
A 100	200	100	95	1220/20/40	1220/20/40
A 120	220	120	105	1220/20/40	1220/20/40
A 150	220	150	150	1220/20/45	1220/20/40
89 kg CR	178	102	114	1220/20/45	1220/20/40
MRS 86	165	102	102	1220/20/40	1220/20/40
MRS 87 A (PRI85R)	152	102	152	1220/20/45	1220/20/40
MRS 125	180	120	180	-	1220/20/45
MRS 221	220	220	160	1220/20/45	1220/20/40
ISCR 100	150	102	150	1220/20/40	1220/20/40
ISCR 120	170	120	170	1220/20/45	1220/20/45
ISCR 140	170	140	170	1220/20/45	1220/20/45
QU 100	150	100	150	1220/20/40	1220/20/40
QU 120	170	120	170	1220/20/45	1220/20/40
ISCOR 57	140	70	165	1220/20/40	1220/20/40
CR 73	140	100	135	1220/20/40	1220/20/40
CR 100	155	120	150	1220/20/45	1220/20/40
73 kg AS	146	70	157	1220/20/45	1220/20/40
86 kg AS	165	102	102	1220/20/45	1220/20/40

THIS CLIP CAN BE USED FOR A WIDER SELECTION OF RAILS THAN ILLUSTRATED.

Please contact GANTRAIL for the full range of possible rails. All rails can be fastened with bolted or welded base clips. GANTRAIL may change or improve their products and also alter specifications without notice.

INSTALLATION INSTRUCTIONS:

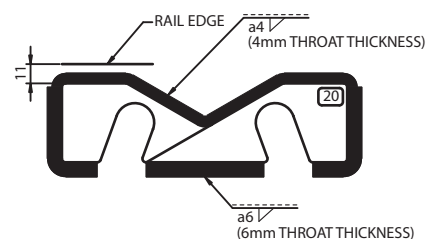
Welds along back and sides of the base to be 6mm. The weld in the 'V' and front edges next to and parallel with rail to be 4mm throat thickness fillet weld. Use low hydrogen electrodes.

*For rail without pad, weld closest to and parallel with the rail must be omitted. Please consult Gantrail for guidance.

TIGHTENING TORQUE 350Nm

Please contact GANTRAIL, for full installation instructions.

WELD DETAIL



A world of crane rail expertise.

www.gantrail.com



Gantry Railing Ltd
Sudmeadow Road
Hempstead
Gloucester GL2 5HG
ENGLAND

Tel: +44 (0) 1452 300688
Fax: +44 (0) 1452 300198
E-mail: info@gantrail.com

Gantrail (Middle East) Ltd
P O Box 61428
Jebel Ali Free Zone
Dubai
United Arab Emirates

Tel: +971 4 8812 935
Fax: +971 4 8812 936
E-mail: gme@gantrail.com



1220/20/ET/06/14